

MVFR PRESENTS

Barnyard Safety Buddies!



MAKING A DIFFERENCE IN THE LIVES OF OTHERS

From Mountain View Fire Rescue...

At Mountain View Fire Rescue, we are proud to serve our citizens through the Community Outreach Division, which provides educational programs across our District with the goal of prevention of loss of life, property and injury. Each of these programs has been developed based on **911** call statistics in order to provide a targeted approach to preventing the emergencies that are most prevalent in the communities we serve.

It is our pleasure to actively participate in community events like Erie Town Fair, Carbon Valley Music Festival, Mead Community Day, Niwot Lefthanders Day and many more each year. The Community Outreach team brings Sparky the Fire Dog and our friends the Barnyard Safety Buddies to these events to teach citizens of all ages how they can implement these safety tools into their everyday lives. Your children may recognize us from their classroom too, during Fire Prevention month in October. We visit thousands of elementary school children to teach about home fire safety and how a firefighter's gear and apparatus are designed to keep them safe.

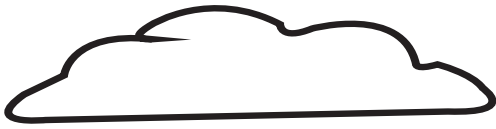
Our community-minded approach aims to reduce risk not just for our youngest citizens, but those of all ages. We provide specialized training with monthly CPR & First Aid classes, as well as car seat safety checks, all of which are free for those who live or work in the District. We have partnered with local Senior lunch clubs to provide monthly free blood pressure checks, and the File of Life program, which helps to provide crucial medical history information to crews during an emergency.

Mountain View Fire Rescue is honored to serve its citizens by taking an active role in the community.

For more information about any of our programs, we invite you to contact us at **303-772-0710** or **education@mvpfd.org**.



Learn About Safety With The Barnyard Safety Buddies!



- *Lucky* practices 911
- *Plucky* listens for smoke alarms
- *Rocky* stops, drops and rolls
- *Sam* gives a high five for car seat safety
- *Sir Vrain* makes a home escape plan
- *Flash* learns to be careful around water
- *Murray* finds out about poisons
- *Henry* picks the right helmet
- *Mama Duck* crosses the street cautiously

4

6

7

8


10

11

12

13

14



Lucky

911 is the phone number to call in an emergency if you need help from firefighters or police officers.

*Parent Note: Teach your child how to use the emergency call function on your cell phone so they can call **911** even if your phone is locked.*

911 Safety Tips



Lucky the cow teaches us how to call 911 in an emergency. Practice reciting your address and phone number with a parent.

My name is: _____

My phone number is: _____

My address is: _____


Parent tips:

- Hang this paper on your fridge or other visible location and practice with your children regularly. In an emergency, even if they can't remember, they can read from the sheet to the dispatcher.
- If you do not have a landline, teach your children how to use the emergency call feature on your mobile device.



www.mvfpd.org
303-772-0710





Plucky

Smoke alarms beep loudly when there is a fire. If you hear a smoke alarm, get out of the house! Crawl low and shut your bedroom door on the way to your family's meeting place outside. Ask a grown-up for help to test your smoke alarms every month and replace all the batteries twice every year.

Parent Note: Involve the whole family in testing smoke alarms monthly and remember to replace smoke alarms once they are ten years old.



Rocky

Fire is dangerous! If there is a fire on your clothes or on your body; STOP, DROP and ROLL with your eyes covered until the fire is out.

*Parent Note: Practice **STOP, DROP** and **ROLL** with your children and remind them that lighters and matches are tools, not toys and should be given to a grown-up if found.*

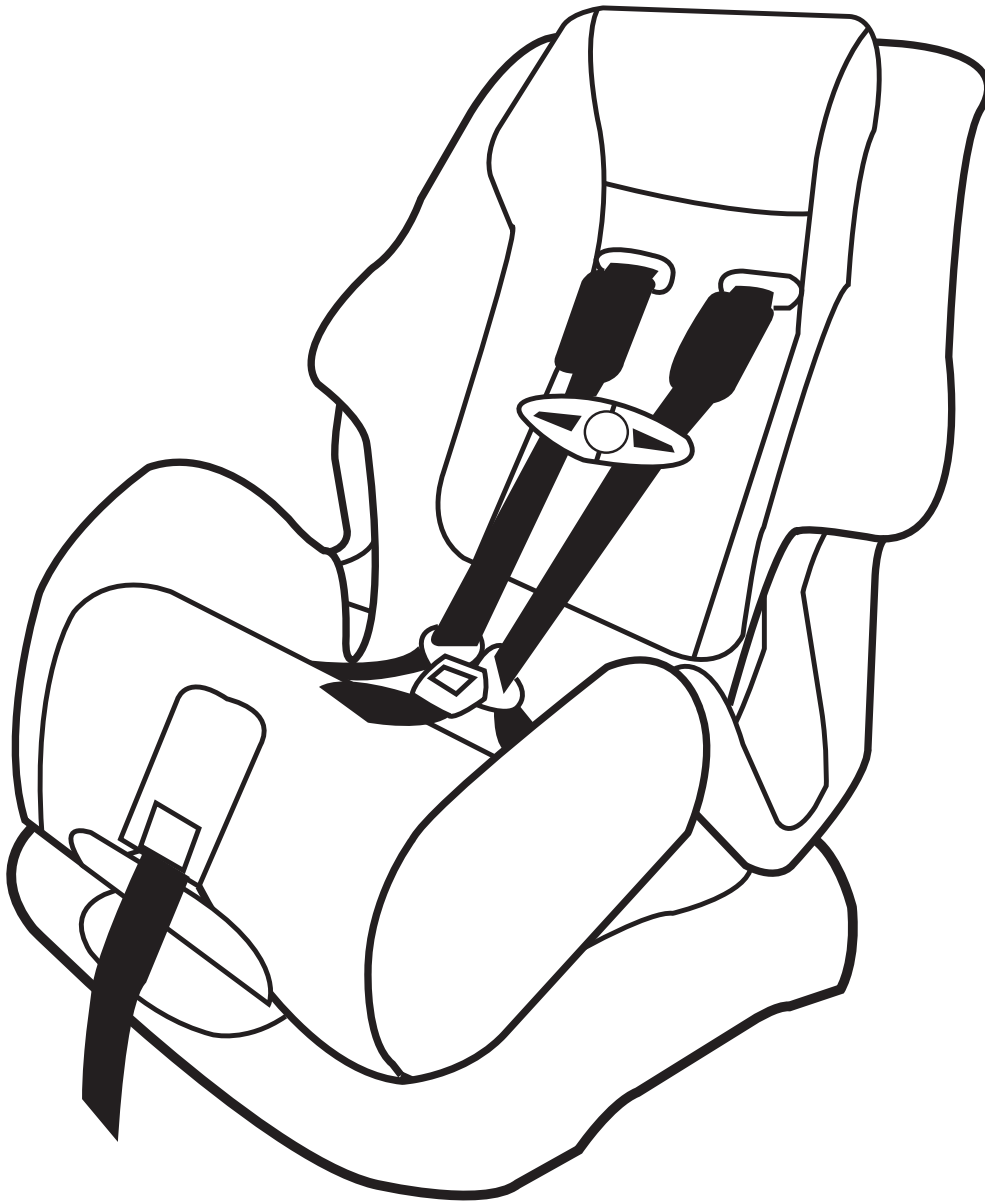
Sam

Sam knows that the best way to stay safe in the car is to wear your seat belt for every ride! Seat belts are made to fit grown-ups though, so kids like you need a car seat or a booster seat until you are 4'9" tall. Until then, it's important to use the right sized car seat or booster seat for every ride! Check that your seat is installed right and your seat belt is nice and tight before going for a drive.

Parent note: Kids grow quickly and their safety needs in the car change as they get bigger. Kids should ride in a rear facing car seat until at least 2 years old, followed by a forward facing five point harness until at least 4 years old, and finally use a booster seat until their seat belt fits properly – around age 11 and 4'9" in height. Kids under age 13 are safest in the back seat; and don't forget to buckle your own seat belt too!



High 5 For Safety



Is your seat right?

Is it installed tight?

Is your harness the right height?

Then you are ready for a drive, so give me a **HIGH FIVE!**

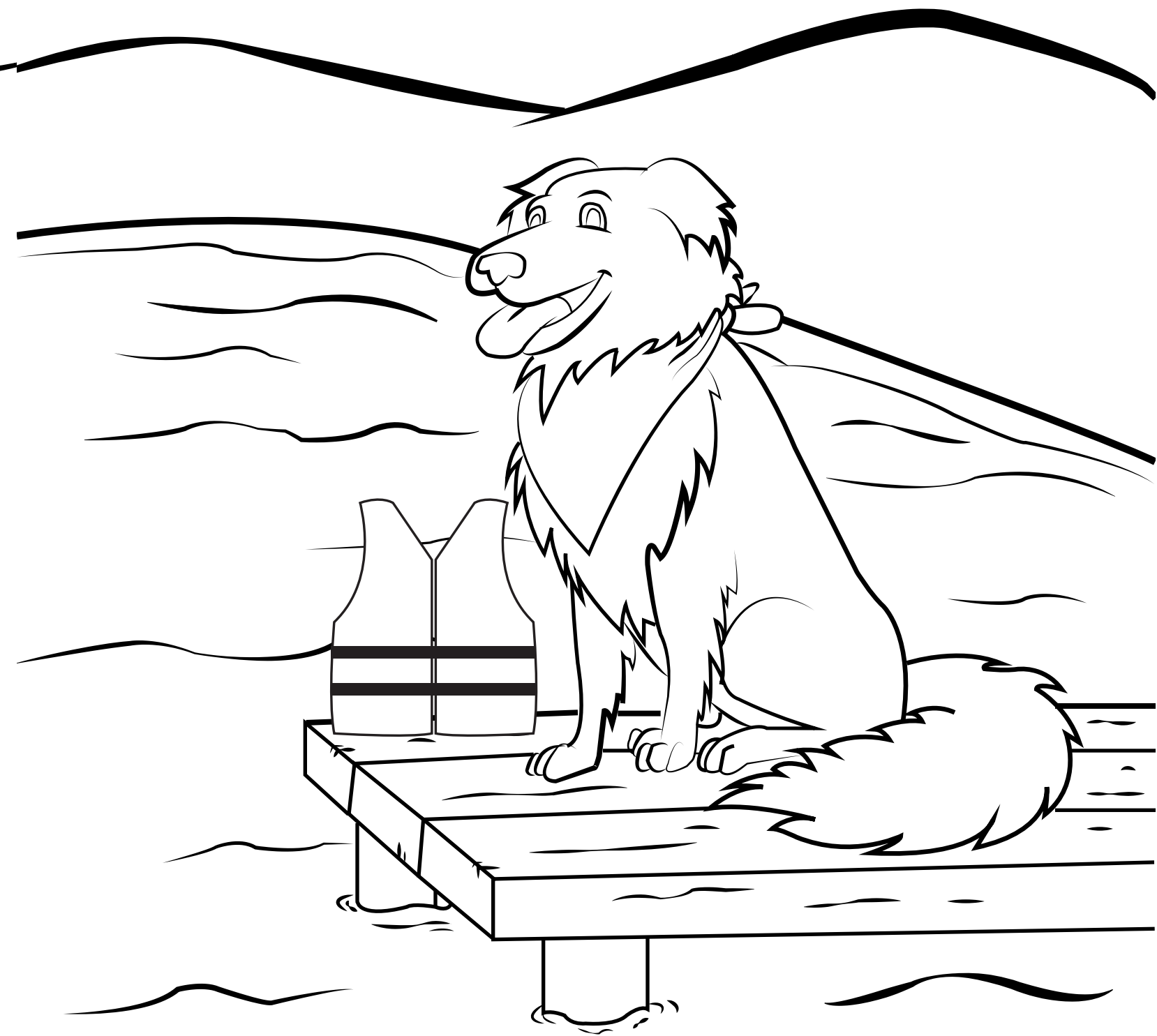
*Parent Note: Mountain View Fire Rescue offers **FREE** car seat inspections. Visit www.mvfpd.org or email education@mvfpd.org to learn more!*



Sip Vrain

Talk to a grown-up about two different ways to get out of your house in case of a fire. Practice both ways out and remember to crawl low on your way! Choose a safe meeting place outside and practice waiting for your family. Never go back inside if there is a fire, wait for firefighters to arrive!

Parent Note: Remind your children that firefighters will come inside to help if they cannot safely get out; call out for help and don't hide under a bed or in a closet.



Flash

Swimming is more fun with a friend! Stay with a buddy in the pool and never swim without a grown-up nearby. Remember to wear a life vest while on a boat or when playing near open water.


Parent Note: Make sure swimming pools are secured with a locking fence and designate an adult to actively supervise any time kids are swimming. When boating, check to be sure everyone is wearing a properly sized life vest.

Murray

Medicine can help people who are sick but should only be taken with the help from a doctor or a grown-up. Cleaning products, art supplies and medicine meant for other people can make you sick, so:

DON'T TOUCH - DON'T TASTE - ASK FIRST!

*Parent Note: Keep medications and cleaning products out of reach and out of sight of children. Save the Poison Help Center in your phone for non-emergency poison help: **1 (800) 222-1222**.*






Henry

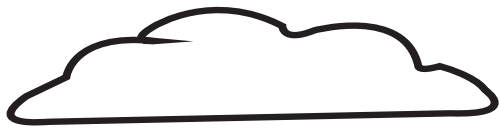
It's fun to go fast! Any time you are on wheels that take you faster than your feet can go, you need a helmet on your head!

Parent Note: Kids grow fast! Make sure their helmet is the right size; the front edge of the helmet should fit about two finger widths above the eyebrows, the strap should form a V around the ears and sit snugly under the chin so that no more than two fingers fit between the chin and the strap. Don't skip your own helmet on family bike rides - your children are watching your example!



When you cross a street, always pay attention! Choose a spot where there is a crosswalk and look left, right and left again before crossing. Keep looking as you cross and make eye contact with drivers to be sure they see you before you cross.

Parent Note: Point out the crosswalks in your neighborhood to your children and remind them to put away their electronics when crossing the street.



About MVFR Foundation...

Thank you for taking the time to read through and enjoy our Barnyard Safety Coloring Book. We hope this book helped you discuss important fire & life safety messages with your child. If you should have any questions or want to learn more, we invite you to visit our website at www.mvfpd.org.

Mountain View Fire Rescue strongly believes in prevention and education, and we want to continue these programs for years to come. The Community Outreach Division focuses on these two topics and is filled with passionate people that care to help. If you would like to help support programs like the Barnyard Safety Buddies, please consider donating to the Mountain View Fire Rescue Foundation; its goal is to fund educational programs and other items for the District including apparatus, trainings and equipment, as needed.

Financial support can be contributed in two ways. Visit www.mvfpd.org/foundation or send a check with the memo line stating, "**Foundation**" to 3561 North Stagecoach Road Longmont, CO 80504. Mountain View Fire Rescue Foundation is a nonprofit and any donation is tax deductible.

We appreciate your support of Mountain View Fire Rescue and are honored to serve you each and every day.

Mountain View Fire Rescue proudly serves the communities of Dacono, Erie, Mead, Niwot and unincorporated areas in Boulder & Weld Counties.



MAKING A DIFFERENCE IN THE LIVES OF OTHERS



303-772-0710 • www.mvfpd.org